

NAME: _____ ()

GRADE: _____

CLASS: P. 3 ()

DATE: _____

A. Watch the ETV programme 'A visit to the Peak' carefully. Then choose the best answer by blackening the circle.

1. How tall is Victoria Peak?

☐ A. 500 metres

☐ B. 515 metres

☐ C. 552 metres

☐ D. 565 metres

2. What is another name for Victoria Peak?

☐ A. Tai Ding Shan

☐ B. Tai Ping Shan

☐ C. Tai Ting Shan

☐ D. Tai Sing Shan

3. How do we get to the Peak? (You can choose more than one answer.)

☐ A. by minibus

☐ B. by ferry

☐ C. by Peak Tram

☐ D. by bus from Central

4. How long do we ride on the tram to the Peak?

☐ A. ten minutes

☐ B. nine minutes

☐ C. eight minutes

☐ D. seven minutes

5. How many people can the Peak Tram take to the Peak?

☐ A. 25 people

☐ B. 92 people

☐ C. 120 people

☐ D. 900 people





NG CLAN'S ASSOCIATION TAI PAK MEMORIAL SCHOOL
Self-Learning Worksheet- A visit to the Peak
Book 3B Unit 6

NAME: _____ () CLASS: P. 3 ()





6. The Peak tram began its services in _____.

- ☐ A. 1997
- ☐ B. 1888
- ☐ C. 1819
- ☐ D. 1881

7. In the old days, some rich people went uphill by _____.

			
<input type="radio"/> A.	<input type="radio"/> B.	<input type="radio"/> C.	<input type="radio"/> D.

8. What does the Peak Tower look like?
(You can choose more than one answer.)

			
<input type="radio"/> A.	<input type="radio"/> B.	<input type="radio"/> C.	<input type="radio"/> D.

B. What does the old Peak Tower look like? Draw or write your own idea in the box below.




Reference:	website: https://emm.edcity.hk/media/0_unrqzjas
------------	---

NG CLAN’S ASSOCIATION TAI PAK MEMORIAL SCHOOL
Self-Learning Worksheet- A visit to the Peak
Book 3B Unit 6

NAME: _____ () CLASS: P. 3 ()

C. Look at the pictures. What are they? Write the letters in the correct boxes below.

- A. solar panels
- B. bell punches
- C. a tram car in 1880
- D. a rickshaw
- E. a ticket rack
- F. Bruce Lee wax figure



1.	2.	3.	4.	5.	6.

Reference:	website: https://emm.edcity.hk/media/0_unrqzjas
------------	---